










# E-Bike Tuning Modules








February 2021

RedPed 2 for Bosch	Bosch	Display	Year
	<p data-bbox="395 398 735 427">Gen2, Gen3, Gen4 not Gen1</p>      	<p data-bbox="898 398 930 427">All</p>	<p data-bbox="1233 398 1361 427">From 2014</p>
<p data-bbox="52 1066 1485 1160">The e-bike display displays all data correctly. Due to anti-tuning measures, Gen3 motors from firmware 1.8.4.0 and all Gen4 motors can only be tuned up to 33 km/h.</p>			

RedPed for Shimano	STEPS Motor	Display	Di2
	<p data-bbox="395 1312 743 1341">E5000, E6100, E7000, E8000</p> 	<p data-bbox="898 1312 930 1341">All</p>	<p data-bbox="1233 1312 1273 1341">Yes</p>
<p data-bbox="52 1962 1281 2022">The e-bike display does <u>not</u> display the correct data. Please check, if you have the light connection shown above, + and - each have their own output.</p>			

RedPed 2 for Haibike	Yamaha Motor	Display	Year
	PW-X PW-SE PW-TE	Display A (Side Switch) Display C Display X	From 2019
	<div style="display: flex; justify-content: space-around; align-items: center;"> <div style="text-align: center;">  <p>Display A</p> </div> <div style="text-align: center;">  <p>Display X</p> </div> <div style="text-align: center;">  <p>Display C</p> </div> </div> <div style="text-align: center; margin-top: 20px;">  </div>		

Please check if your display has the connector shown above.  
 The e-bike display displays all data correctly.

RedPed for Giant	Motor	RideControl	Display	Year
	SyncDrive Pro SyncDrive Sport SyncDrive Life SyncDrive Core	RideControl Remote Control RideControl One RideControl Ergo RideControl Ergo 2 RideControl Dash RideDash Evo	All	All
	<div style="display: flex; flex-wrap: wrap; justify-content: space-around;"> <div style="text-align: center; margin: 10px;">  </div> <div style="text-align: center; margin: 10px;">  </div> <div style="text-align: center; margin: 10px;">  </div> <div style="text-align: center; margin: 10px;">  </div> <div style="text-align: center; margin: 10px;">  </div> <div style="text-align: center; margin: 10px;">  </div> </div>			



The e-bike display displays all data correctly.

RedPed for PWXSE	Motor	Display	Year
	Haibike Yamaha PW-X Haibike Yamaha PW-SE	LCD-X	Until 2019

Please check if your display has the connector shown above, if not, then you need a RedPed 2 module. The e-bike display displays all data correctly.

BluePed	Motor	Display
	Haibike Yamaha PW	LCD und LED

The e-bike display displays all data correctly.

GreenPed	Motor	RideControl	Display
	Giant SyncDrive	Sport	LCD
			

**Please note that the module only works with this RideControl  
The e-bike display displays all data correctly.**